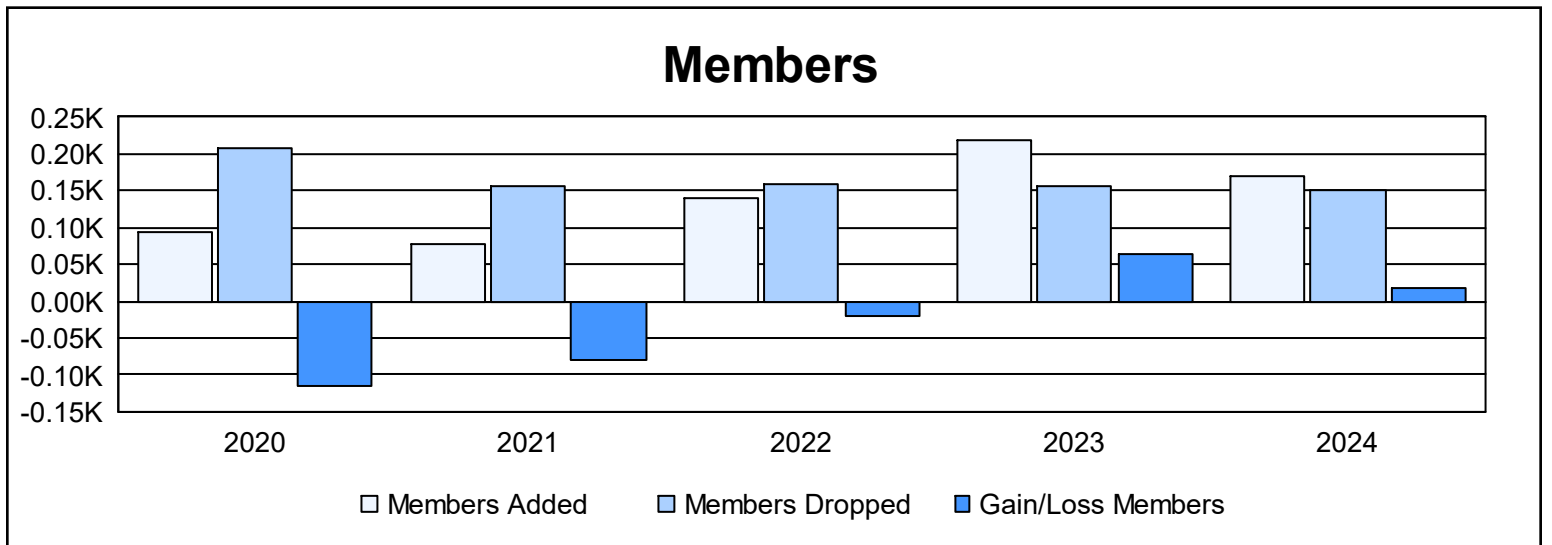
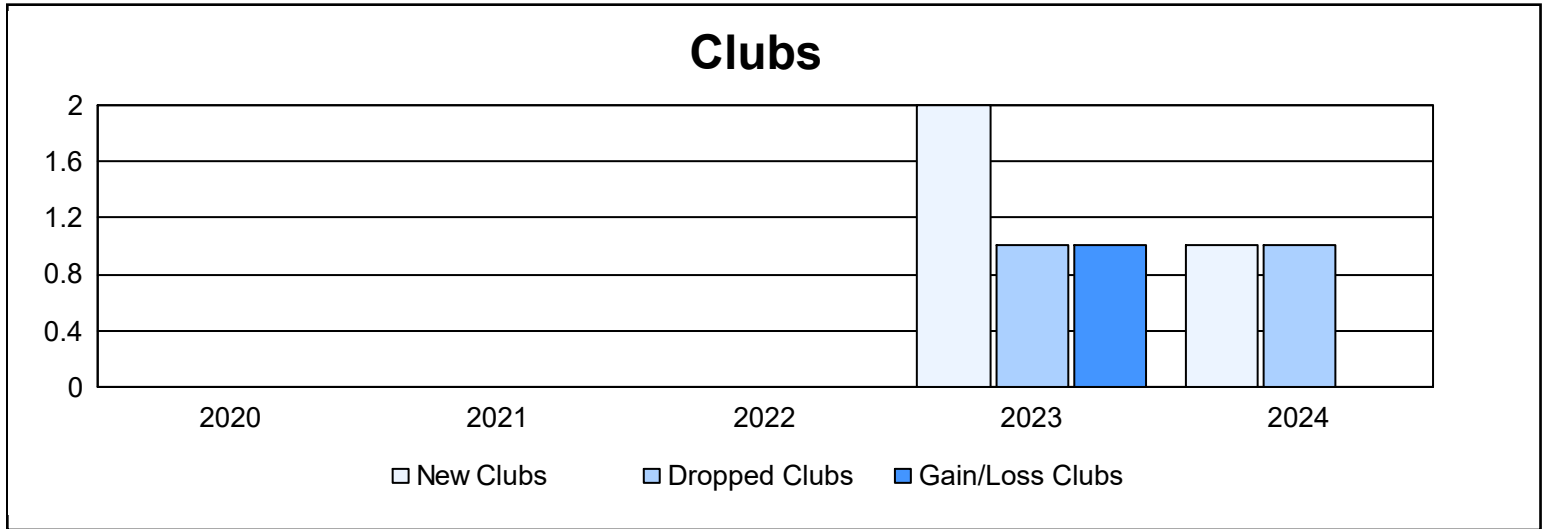
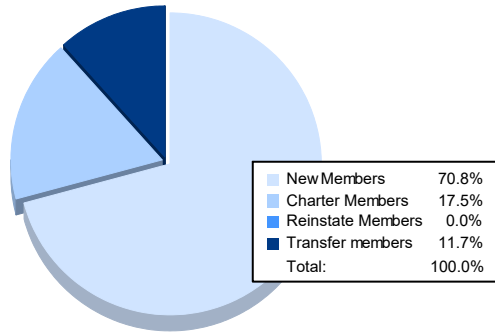


Year	New Clubs	Dropped Clubs	Gain/ Loss Clubs	New Members	Charter Members	Reinstate Members	Transfer Members	Total Member Added	Total Members Dropped	Gain/ Loss Members
2019-2020	0	0	0	82	2	2	8	94	208	-114
2020-2021	0	0	0	58	6	7	6	77	157	-80
2021-2022	0	0	0	119	9	8	3	139	160	-21
2022-2023	2	1	1	121	60	5	34	220	157	63
2023-2024	1	1	0	121	30	0	20	171	152	19
<b>Average</b>	<b>1</b>	<b>0</b>	<b>0</b>	<b>100</b>	<b>21</b>	<b>4</b>	<b>14</b>	<b>140</b>	<b>167</b>	<b>-27</b>



### Membership Composition June 2024 Cumulative



### Gender Composition June 2024 Cumulative

